

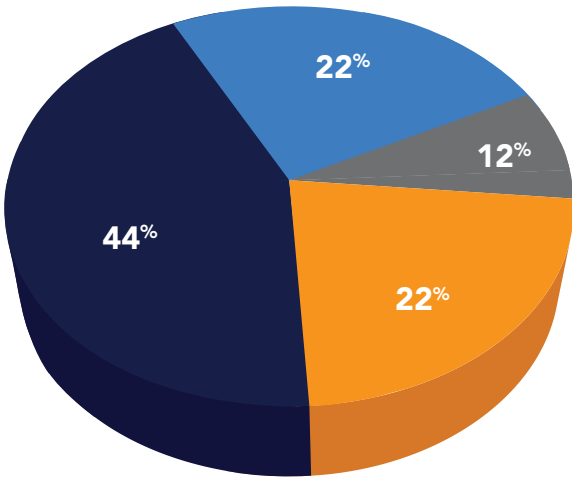
CEO & President Statistics

Infographic (2024)

Chief Executive Officers (CEOs), Presidents and Founders are the top executives in companies and organizations of all sizes, across all industries, in all countries and continents. Large, global or public companies might have separate or combined CEO and Presidents, while smaller organizations typically have either a President or CEO, not separate executives. These top executives are leaders of the C-Suite, the management committee, and often members or Chairperson's of the Board of Directors. The Founder or Co-Founder title is typical for start-up and small companies, often in combination with the President or CEO title.

CEO & President Titles

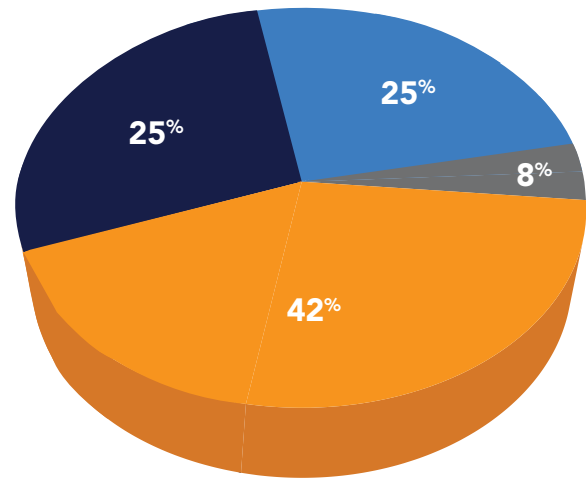
United States



| | |
|------------|-----------|
| CEO | 1,000,000 |
| President | 2,000,000 |
| Founder | 1,000,000 |
| Co-Founder | 530,000 |

TOTAL = 4,530,000

Worldwide



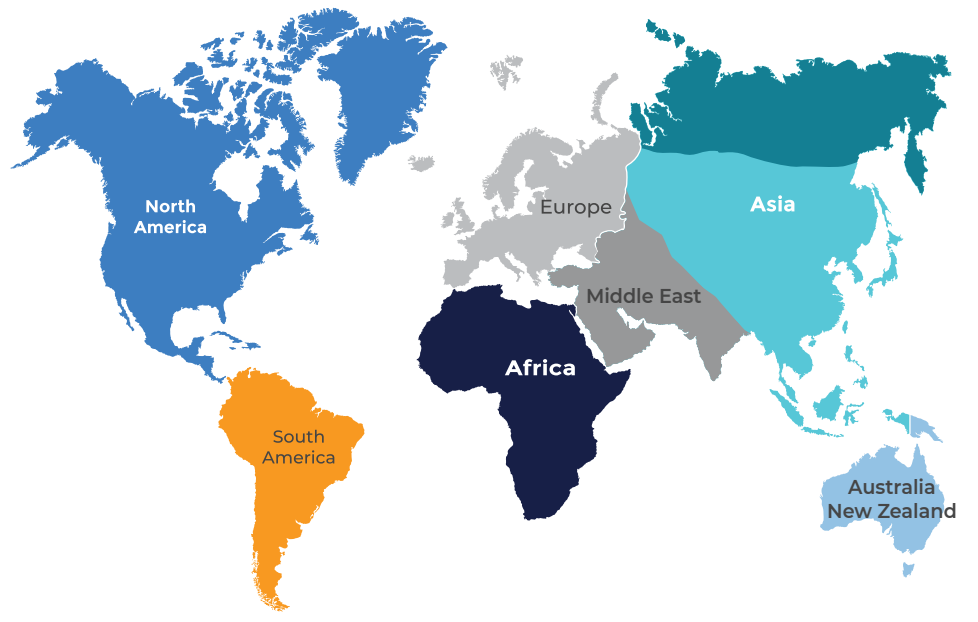
| | |
|------------|-----------|
| CEO | 5,000,000 |
| President | 3,000,000 |
| Founder | 3,000,000 |
| Co-Founder | 1,000,000 |

TOTAL = 12,000,000

CEOs by Top 10 States


| | |
|--------------|---------|
| California | 280,000 |
| Florida | 140,000 |
| Texas | 130,000 |
| New York | 120,000 |
| Georgia | 78,000 |
| Illinois | 53,000 |
| Pennsylvania | 44,500 |
| New Jersey | 44,000 |
| Ohio | 40,000 |
| Michigan | 37,000 |

CEOs by Top Continents



| | |
|-----------------------|-----------|
| North America | 1,000,000 |
| Asia | 1,000,000 |
| Europe | 980,000 |
| Africa | 380,000 |
| Middle East | 240,000 |
| South America | 220,000 |
| Australia/New Zealand | 92,000 |

Presidents vs. CEOs



USA 2/1



Global .6/1